

Arbeitsaufträge Englisch 3 (15.4.2020-30.4.2020)

- revision past continuous (see page 3)

- **Describe your flat/apartment/house:**

Write a description of your flat/apartment/house. In your text you should write about: (100-120 words)

- how big it is
- how long you have lived there (present perfect!)
- how it looks like
- how many rooms there are
- what your room looks like
- which room is your favourite room

(Tipp: use the words - SB p. 17)

- **SB p.90/1+2** (listening findest du hier:

<https://www.helbling.at/?pagename=homeschooling-at-englisch-sek> → More!3

→ Student's book → p.90)

- **SB p.91/3:**

Match the numbers with the pictures

- **SB p.102/1+2** (listening findest du hier:

<https://www.helbling.at/?pagename=homeschooling-at-englisch-sek> → More!3

→ Student's book → p.90)

- **WB p. 80/14 A OR B:** Design your leaflet in your exercise book or in a word document.

ATTENTION :

Finish the cyber homework exercises!! ("Holly the Eco Warrior", "Grammar Practice", "More! 3")
Finish all the other exercises you haven't done yet!

ABGABE:

→ alle Arbeitsaufträge müssen spätestens bis 30.4.2020 fertig und abgegeben sein (E-Mail an julia.moser@schulefriesgasse.ac.at)

→ du kannst dir aussuchen mit welchem Arbeitsauftrag du beginnen möchtest

→ erledige jeden Tag etwas von den Arbeitsaufträgen, damit du alles rechtzeitig abgeben kannst

Viel Erfolg! ☺

If you are finished with all your exercises you can do the following things:

- reading:
 - <https://learnenglishteens.britishcouncil.org/skills/reading> (Beginner A1 reading + Elementary A2 reading)
 - <http://www.myenglishpages.com>
- listening:
 - <https://learnenglishteens.britishcouncil.org/skills/listening> (Beginner A1 listening + Elementary A2 listening)
 - www.talkenglish.com
 - www.esl-lab.com
- writing: <https://learnenglishteens.britishcouncil.org/skills/writing> (Beginner A1 writing + Elementary A2 writing)
- grammar: <https://www.english-4u.de/>

Revision past continuous (SB p.26)








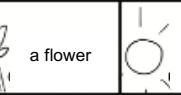















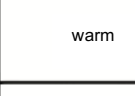















Describe the picture using the past continuous! Next to the picture, you find words which you might need.

Write at least 15 sentences in your exercise book or in a word document!

Start your text with:

Yesterday, the sun was shining.

ACHTUNG:
kein -ing bei „to be“ →
It was warm.

 twig	 branch	 a pond	 a butterfly	 a rabbit	 a man	 a beetle	 a flower	 the sun	 a bee								
 a sheep									 a child								
 egg									 a chick								
 a woman									 on								
 a house									 under								
 colourful									 next to								
 warm									 next to								
 calm									 in front of								
 beautiful									 behind								
 fly									 blossom	 grow	 eat	 sit	 eat	 crawl	 jump	 go for a walk	 ride a horse
									 feed	 füttern							